


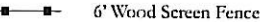
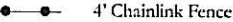






Rutherford Heights

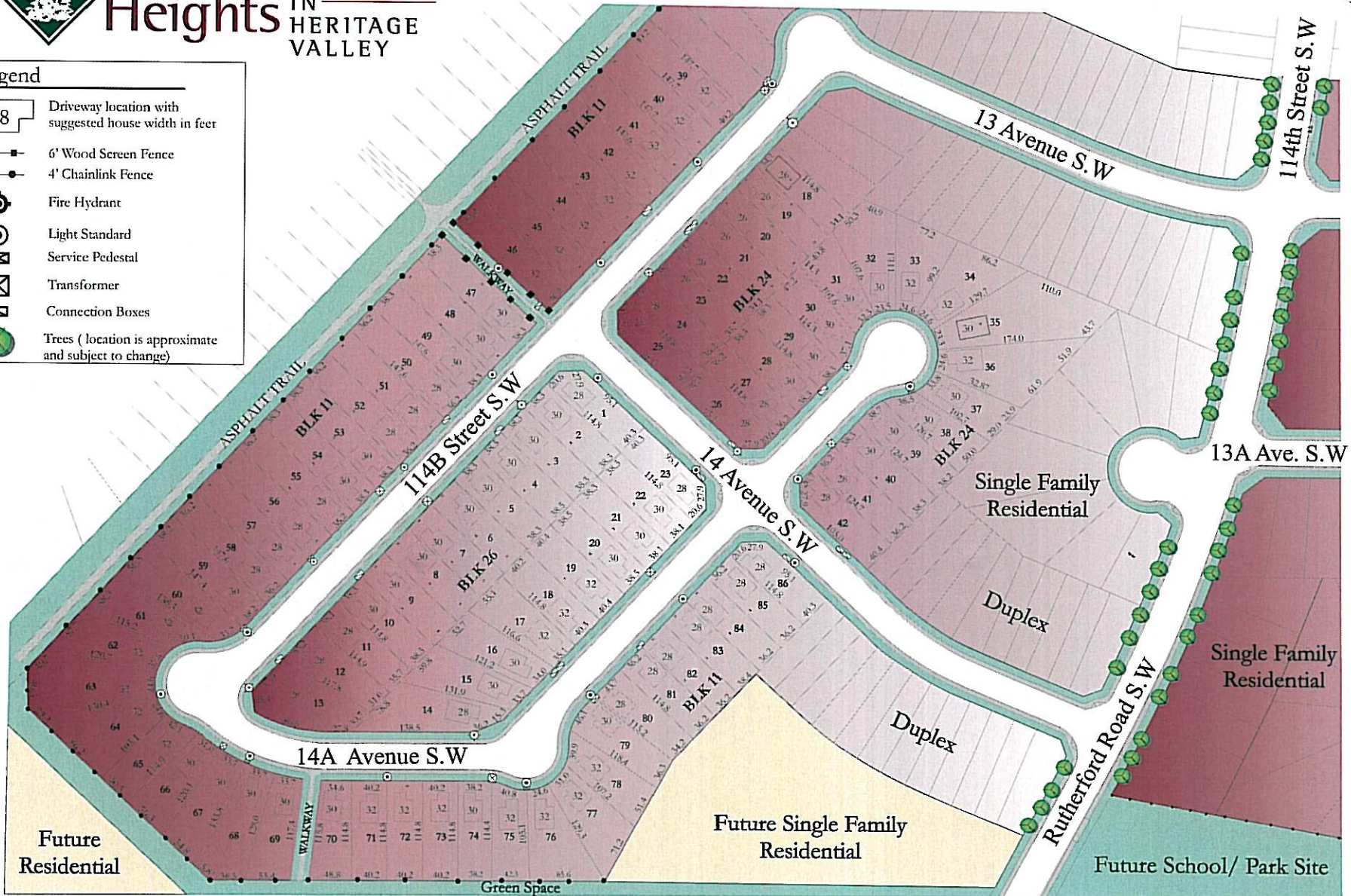
IN HERITAGE VALLEY

Lot Information Plan Phase 6a



Legend

-  Driveway location with suggested house width in feet
-  6' Wood Screen Fence
-  4' Chainlink Fence
-  Fire Hydrant
-  Light Standard
-  Service Pedestal
-  Transformer
-  Connection Boxes
-  Trees (location is approximate and subject to change)



This is prepared as a conceptual plan only and all elements are subject to change without notification and should not be relied upon. Please refer to the registered subdivision plan and approved engineering drawings to confirm all information.
January 2009

QUALICO[®]
Communities

www.rutherfordheightsedmonton.com